



ASBK.COM.AU f t i y

Official ASBK Test : Phillip Island : February 2 & 3

KAWASAKI SUPERBIKE

Practice 7

Date: 03/02/19
Event: P27
Weather: Sunny - Temp: 25.3C
Track: Dry - Temp: 55.0C

Started at: 13:55:35
Laps: 25 Min
Starters: 21
Printed at: 14:50


CLASSIFICATION

Pos	No	Name	Machine	Fastest Lap	On Lap	Behind Prev	Behind Leader	Top Speed
1	25	Daniel FALZON (SA) / Yamaha Racing Team	Yamaha YZF-R1	1:33.208	8 of 9			285
2	32	Troy BAYLISS (QLD)	Ducati Panigale FE	1:33.244	8 of 8	.036	.036	286
3	21	Josh WATERS (VIC) / Team Suzuki ECSTAR / Pirelli / Motul / Airroad / Suzuki Finance & Ins.	Suzuki GSX-R EL R	1:33.423	9 of 10	.179	.215	284
4	28	Aiden WAGNER (QLD)	Yamaha YZF-R1	1:33.425	6 of 13	.002	.217	290
5	65	Cru HALLIDAY (NSW) / Yamaha Racing Team	Yamaha YZF-R1	1:33.464	4 of 7	.039	.256	286
6	67	Bryan STARING (WA) / Kawasaki Bcperformance	Kawasaki ZX10RR	1:33.525	3 of 12	.061	.317	293
7	47	Wayne MAXWELL (VIC) / Team Suzuki ECSTAR / Pirelli / Motul / Airroad / Suzuki Finance & Ins.	Suzuki GSX-R EL R	1:33.525	7 of 10		.317	283
8	1	Troy HERFOSS (QLD) / Penrite Honda Racing / Morris Finance / Elite Roads / NGK / Snap On	Honda CBR RR SP	1:33.611	7 of 8	.086	.403	290
9	14	Glenn ALLERTON (NSW) / NextGen Motorsports / Alpine Performance	BMW S RR	1:33.619	3 of 11	.008	.411	290
10	30	Mark CHIODO (VIC) / Penrite Honda Racing / Morris Finance / Elite Roads / NGK / Snap On	Honda CBR RR SP	1:34.000	2 of 15	.381	.792	286
11	46	Mike JONES (QLD)	Kawasaki ZX10RR	1:34.109	14 of 14	.109	.901	290
12	41	Max CROKER (NSW) / Mladin Racing / Yoshimura / Suzuki / AGV Sport / X-lite / Motorex Aust.	Suzuki GSX-R	1:34.642	2 of 13	.533	1.434	283
13	29	Ted COLLINS (VIC)	BMW S RR	1:34.670	6 of 11	.028	1.462	290
14	22	Lachlan EPIS (NSW) / Kawasaki Bcperformance	Kawasaki ZX10RR	1:34.735	3 of 9	.065	1.527	284
15	8	Alex PHILLIS (VIC) / Team Suzuki Ecstar	Suzuki GSXR	1:34.765	3 of 13	.030	1.557	296
16	33	Sloan FROST (VIC)	Suzuki GSX-R	1:34.926	2 of 12	.161	1.718	287
17	168	Glenn SCOTT (NSW) / GSR Kawasaki	Kawasaki ZX10RR	1:35.510	13 of 13	.584	2.302	290
18	11	Phil CZAJ (VIC) / Eco Light Up / 11Motorsport / Liqui Moly / X-Lite / SC Project Exhaust	Aprilia RSV4 RFW	1:37.335	3 of 12	1.825	4.127	270
19	23	Heath GRIFFIN (NSW) / Russell Symes and Company	Suzuki GSX-R	1:39.054	5 of 6	1.719	5.846	263
20	36	Murray CLARK (QLD) / Addicted to Track	BMW S RR	1:39.541	8 of 8	.487	6.333	277
21	44	Will DAVIDSON (NSW) / YRD / WD Racing	Yamaha YZF-R1	1:40.802	3 of 6	1.261	7.594	269

Current best lap for SBK class - 1:32.096 by Wayne MAXWELL (VIC) on a Yamaha YZF-R1 set on 13/10/18

Scott Laing
Chief Time Keeper - Scott Laing

Clerk of Course - Simon Maas



Computime Race Timing Systems Pty Ltd © 1996
Licensed to Computime Race Timing Systems
www.computime.com.au

COMPUTIME RACE TIMING SYSTEMS PTY LTD



ASBK.COM.AU f t i y

Official ASBK Test : Phillip Island : February 2 & 3

KAWASAKI SUPERBIKE

Practice 7

Date: 03/02/19
Event: P27
Weather: Sunny - Temp: 25.3C
Track: Dry - Temp: 55.0C


Started at: 13:55:35
Laps: 25 Min
Starters: 21
Printed at: 14:50

LAP TIMES

No	Name	Lap 1	Lap 2	Lap 3	Lap 4	Lap 5	Lap 6	Lap 7	Lap 8	Lap 9	Lap 10
1	Troy HERFOSS (QLD)	1:51.649	1:33.679	1:33.693	1:34.469	5:47.658	1:48.697	1:33.611	1:33.857		
8	Alex PHILLIS (VIC)	1:45.784	1:34.927	1:34.765	5:07.175	2:02.512	1:34.980	1:35.411	1:35.035	1:46.192	1:35.025
		10	1:35.186	2:10.886	1:36.062						
11	Phil CZAJ (VIC)	1:46.581	1:37.399	1:37.335	1:37.707	1:37.663	1:38.016	3:27.127	1:53.380	1:37.786	1:37.573
		10	1:38.060	1:37.896							
14	Glenn ALLERTON (NSW)	1:50.591	1:34.627	1:33.619	1:33.975	6:04.600	2:07.525	1:34.868	1:35.143	3:23.066	1:59.015
		10	1:34.363								
21	Josh WATERS (VIC)	1:51.068	1:35.008	1:34.451	1:37.493	1:34.167	5:46.413	1:50.494	1:33.960	1:33.423	1:33.732
22	Lachlan EPIS (NSW)	1:43.675	1:36.319	1:34.735	1:35.192	5:48.116	1:47.461	1:35.364	1:34.958	1:35.215	
23	Heath GRIFFIN (NSW)	1:54.920	1:40.423	1:39.904	1:39.384	1:39.054	1:39.442				
25	Daniel FALZON (SA)	1:46.020	1:33.433	1:33.294	1:33.927	4:27.643	1:46.452	1:49.547	1:33.208	1:36.916	
28	Aiden WAGNER (QLD)	1:42.797	4:45.490	1:40.579	1:33.623	1:36.876	1:33.425	1:46.836	1:33.723	1:34.075	2:46.820
		10	1:39.352	1:34.254	1:34.473						
29	Ted COLLINS (VIC)	1:47.609	1:34.760	1:34.676	1:34.870	1:51.112	1:34.670	4:18.469	1:48.315	1:45.437	1:34.734
		10	1:34.858								
30	Mark CHIODO (VIC)	1:48.651	1:34.000	1:34.523	1:34.416	1:37.040	1:34.844	3:00.263	1:48.415	1:35.266	1:35.266
		10	1:35.364	1:35.577	1:34.418	1:45.769	1:35.902				
32	Troy BAYLISS (QLD)	1:45.999	1:34.092	1:34.331	1:33.910	13:26.371	1:45.052	1:33.262	1:33.244		
33	Sloan FROST (VIC)	1:47.533	1:34.926	1:36.086	1:35.402	3:15.234	1:52.428	1:35.869	1:35.829	1:45.862	1:40.014
		10	1:35.165	1:35.786							
36	Murray CLARK (QLD)	1:52.352	1:40.043	1:39.962	1:39.921	1:40.259	1:39.621	1:39.578	1:39.541		
41	Max CROKER (NSW)	1:40.927	1:34.642	1:35.250	1:35.188	3:59.228	1:48.130	1:35.401	1:35.311	1:42.916	1:35.092
		10	3:13.299	1:43.394	1:35.370						
44	Will DAVIDSON (NSW)	1:54.252	1:41.303	1:40.802	1:41.901	3:02.725	1:48.922				
46	Mike JONES (QLD)	1:44.979	1:34.573	1:34.187	1:35.123	1:34.560	1:34.310	3:01.767	1:49.677	1:34.255	1:34.241
		10	3:28.963	1:42.848	1:34.599	1:34.109					
47	Wayne MAXWELL (VIC)	1:46.236	1:33.785	1:33.633	2:48.069	1:45.132	1:33.870	1:33.525	3:23.221	1:43.781	1:34.817
65	Cru HALLIDAY (NSW)	1:51.081	3:35.073	1:49.385	1:33.464	1:33.975	1:34.950	1:33.658			
67	Bryan STARING (WA)	1:50.604	1:33.640	1:33.525	1:33.584	1:45.237	1:34.200	1:34.245	1:33.782	1:34.314	1:34.229
		10	1:34.358	1:34.121							
168	Glenn SCOTT (NSW)	1:45.730	1:36.642	1:35.826	1:36.060	1:35.816	3:28.868	1:51.377	1:35.817	1:35.753	1:35.776
		10	3:50.589	1:43.608	1:35.510						

Scott Laing
Chief Time Keeper - Scott Laing

.....
Clerk of Course - Simon Maas



Computime Race Timing Systems Pty Ltd © 1996
Licensed to Computime Race Timing Systems
www.computime.com.au

COMPUTIME RACE TIMING SYSTEMS PTY LTD



ASBK.COM.AU f t i y

Official ASBK Test : Phillip Island : February 2 & 3

KAWASAKI SUPERBIKE

Practice 7

Date: 03/02/19
 Event: P27
 Weather: Sunny - Temp: 25.3C
 Track: Dry - Temp: 55.0C



Started at: 13:55:35
 Laps: 25 Min
 Starters: 21
 Printed at: 14:50

SPLIT TIMES

Lap	Split 1	Split 2	Split 3	Split 4	Lap Time	Spd	Lap	Split 1	Split 2	Split 3	Split 4	Lap Time	Spd
1 Troy HERFOSS (QLD) (8th)							11	23.509	28.601	18.515	27.435	1:38.060	269
1	32.371	29.905	18.934	30.439	1:51.649 P		12	23.494	28.519	18.423	27.460	1:37.896	266
2	22.596	27.148	17.770	26.165	1:33.679	288							
3	22.333	27.062	17.937	26.361	1:33.693	290	14 Glenn ALLERTON (NSW) (9th)						
4	22.755	27.533	17.923	26.258	1:34.469	283	1	32.120	31.554	18.788	28.129	1:50.591 P	
5	23.421	34.296	22.875	4:27.066	5:47.658	287	2	22.803	27.520	17.936	26.368	1:34.627	289
6	32.402	29.169	20.573	26.553	1:48.697 P		3	22.573	26.975	17.876	26.195	1:33.619	287
7	22.206	27.054	17.777	26.574	1:33.611	285	4	22.431	27.124	17.825	26.595	1:33.975	290
8	22.504	27.102	17.819	26.432	1:33.857	283	5	23.203	33.738	21.906	4:45.753	6:04.600	284
							6	35.720	40.435	23.743	27.627	2:07.525 P	
8 Alex PHILLIS (VIC) (15th)							7	22.797	27.358	18.073	26.640	1:34.868	279
1	30.601	28.725	18.856	27.602	1:45.784 P		8	22.777	27.461	18.094	26.811	1:35.143	283
2	22.672	27.383	18.169	26.703	1:34.927	296	9	25.564	43.714	25.489	1:48.299	3:23.066	283
3	22.664	27.418	18.129	26.554	1:34.765	293	10	35.079	34.709	20.477	28.750	1:59.015 P	
4	22.760	27.564	18.396	3:58.455	5:07.175	289	11	22.649	27.171	18.039	26.504	1:34.363	283
5	33.500	43.209	18.842	26.961	2:02.512 P		21 Josh WATERS (VIC) (3rd)						
6	22.876	27.312	18.099	26.693	1:34.980	284	1	34.975	30.113	18.788	27.192	1:51.068 P	
7	22.777	27.472	18.293	26.869	1:35.411	285	2	22.896	27.442	18.104	26.566	1:35.008	282
8	22.790	27.397	18.107	26.741	1:35.035	284	3	22.655	27.297	18.060	26.439	1:34.451	283
9	28.686	29.251	21.337	26.918	1:46.192	284	4	24.189	28.298	18.181	26.825	1:37.493	284
10	22.738	27.389	18.148	26.750	1:35.025	287	5	22.527	27.225	17.908	26.507	1:34.167	283
11	22.893	27.614	18.041	26.638	1:35.186	286	6	24.756	30.505	19.558	4:31.594	5:46.413	284
12	27.523	52.135	23.921	27.307	2:10.886	284	7	35.747	29.640	18.475	26.632	1:50.494 P	
13	22.731	28.273	18.196	26.862	1:36.062	287	8	22.526	27.208	17.946	26.280	1:33.960	281
							9	22.357	26.992	17.797	26.277	1:33.423	282
11 Phil CZAJ (VIC) (18th)							10	22.388	27.081	17.956	26.307	1:33.732	283
1	31.317	29.188	18.726	27.350	1:46.581 P		22 Lachlan EPIS (NSW) (14th)						
2	23.513	28.371	18.351	27.164	1:37.399	269	1	30.000	28.483	18.358	26.834	1:43.675 P	
3	23.433	28.316	18.489	27.097	1:37.335	267	2	22.751	28.691	18.256	26.621	1:36.319	283
4	23.460	28.403	18.497	27.347	1:37.707	267	3	22.732	27.318	18.008	26.677	1:34.735	284
5	23.475	28.359	18.491	27.338	1:37.663	266	4	22.821	27.318	18.148	26.905	1:35.192	283
6	23.541	28.613	18.485	27.377	1:38.016	267	5	23.399	31.091	18.908	4:34.718	5:48.116	283
7	23.756	28.582	18.708	2:16.081	3:27.127	270	6	30.623	30.392	19.219	27.227	1:47.461 P	
8	35.000	31.950	18.885	27.545	1:53.380 P		7	22.979	27.549	18.154	26.682	1:35.364	282
9	23.576	28.433	18.493	27.284	1:37.786	269							
10	23.336	28.349	18.468	27.420	1:37.573	269							

Scott Laing
 Chief Time Keeper - Scott Laing

Clerk of Course - Simon Maas



Computime Race Timing Systems Pty Ltd © 1996
 Licensed to Computime Race Timing Systems
www.computime.com.au

COMPUTIME RACE TIMING SYSTEMS PTY LTD



ASBK.COM.AU f t i y

Official ASBK Test : Phillip Island : February 2 & 3

KAWASAKI SUPERBIKE

Practice 7

Started at: 13:55:35

Laps: 25 Min

Starters: 21

Printed at: 14:50


Date: 03/02/19
 Event: P27
 Weather: Sunny - Temp: 25.3C
 Track: Dry - Temp: 55.0C

SPLIT TIMES

Lap	Split 1	Split 2	Split 3	Split 4	Lap Time	Spd	Lap	Split 1	Split 2	Split 3	Split 4	Lap Time	Spd
8	22.789	27.410	18.070	26.689	1:34.958	282	29 Ted COLLINS (VIC) (13th)						
9	22.764	27.473	18.191	26.787	1:35.215	283	1	31.969	30.270	18.474	26.896	1:47.609 P	
							2	22.767	27.561	18.074	26.358	1:34.760	282
							3	22.561	27.541	18.036	26.538	1:34.676	281
23 Heath GRIFFIN (NSW) (19th)							4	22.810	27.498	18.003	26.559	1:34.870	277
1	33.689	32.323	20.207	28.701	1:54.920 P		5	23.537	40.872	19.359	27.344	1:51.112	290
2	24.643	28.927	18.987	27.866	1:40.423	262	6	22.642	27.476	18.116	26.436	1:34.670	281
3	24.312	28.810	18.833	27.949	1:39.904	258	7	23.619	30.626	19.196	3:05.028	4:18.469	279
4	24.127	28.664	18.865	27.728	1:39.384	262	8	34.190	29.409	18.092	26.624	1:48.315 P	
5	23.994	28.652	18.840	27.568	1:39.054	260	9	22.680	35.489	20.553	26.715	1:45.437	281
6	24.122	28.629	18.968	27.723	1:39.442	263	10	22.556	27.547	18.129	26.502	1:34.734	283
							11	22.604	27.663	18.003	26.588	1:34.858	283
25 Daniel FALZON (SA) (1st)													
1	32.080	28.727	18.678	26.535	1:46.020 P		30 Mark CHIDO (VIC) (10th)						
2	22.430	26.931	17.932	26.140	1:33.433	281	1	31.926	29.890	18.554	28.281	1:48.651 P	
3	22.355	26.927	17.862	26.150	1:33.294	281	2	22.470	27.278	17.845	26.407	1:34.000	286
4	22.488	27.035	17.940	26.464	1:33.927	284	3	22.606	27.241	17.798	26.878	1:34.523	281
5	22.561	36.813	19.390	3:08.879	4:27.643	281	4	22.668	27.176	17.824	26.748	1:34.416	283
6	30.136	31.627	18.324	26.365	1:46.452 P		5	23.344	28.738	18.042	26.916	1:37.040	283
7	22.327	41.967	18.770	26.483	1:49.547	284	6	22.693	27.267	17.982	26.902	1:34.844	276
8	22.261	26.875	17.908	26.164	1:33.208	285	7	22.987	32.773	18.733	1:45.770	3:00.263	276
9	23.829	28.646	17.976	26.465	1:36.916	283	8	32.490	30.405	18.462	27.058	1:48.415 P	
							9	22.739	27.521	18.126	26.880	1:35.266	279
28 Aiden WAGNER (QLD) (4th)							10	22.748	27.467	18.091	26.960	1:35.266	279
1	27.554	28.448	18.243	28.552	1:42.797 P		11	22.812	27.521	18.121	26.910	1:35.364	278
2	23.099	29.428	19.579	3:33.384	4:45.490	286	12	22.795	27.604	18.224	26.954	1:35.577	278
3	28.681	27.594	17.911	26.393	1:40.579 P		13	23.421	1:10.997			1:34.418	275
4	22.481	27.044	17.782	26.316	1:33.623	283	14	30.582	28.975	18.748	27.464	1:45.769 P	
5	25.724	27.121	17.766	26.265	1:36.876	283	15	22.856	27.747	18.171	27.128	1:35.902	277
6	22.492	27.061	17.758	26.114	1:33.425	288	32 Troy BAYLISS (QLD) (2nd)						
7	23.493	34.506	18.876	29.961	1:46.836	290	1	31.422	28.950	18.553	27.074	1:45.999 P	
8	22.506	27.041	17.710	26.466	1:33.723	283	2	22.560	27.116	17.950	26.466	1:34.092	284
9	22.605	27.250	17.845	26.375	1:34.075	283	3	22.755	27.355	17.920	26.301	1:34.331	281
10	22.690	28.278	18.142	1:37.710	2:46.820	281	4	22.596	27.162	17.862	26.290	1:33.910	286
11	27.253	27.704	17.721	26.674	1:39.352 P		5	23.756	33.370	22.733	12:06.512	13:26.371	282
12	22.632	27.151	17.871	26.600	1:34.254	279							
13	22.774	27.260	17.869	26.570	1:34.473	281							

Scott Laing
 Chief Time Keeper - Scott Laing

Clerk of Course - Simon Maas



Computime Race Timing Systems Pty Ltd © 1996
 Licensed to Computime Race Timing Systems
www.computime.com.au

COMPUTIME RACE TIMING SYSTEMS PTY LTD



ASBK.COM.AU f t i y

Official ASBK Test : Phillip Island : February 2 & 3

KAWASAKI SUPERBIKE

Practice 7

Date: 03/02/19
 Event: P27
 Weather: Sunny - Temp: 25.3C
 Track: Dry - Temp: 55.0C


Started at: 13:55:35
 Laps: 25 Min
 Starters: 21
 Printed at: 14:50

SPLIT TIMES

Lap	Split 1	Split 2	Split 3	Split 4	Lap Time	Spd	Lap	Split 1	Split 2	Split 3	Split 4	Lap Time	Spd
6	31.544	29.245	17.999	26.264	1:45.052 P		8	22.867	27.459	18.357	26.628	1:35.311	282
7	22.481	26.881	17.773	26.127	1:33.262	281	9	24.718	32.525	18.690	26.983	1:42.916	281
8	22.371	26.917	17.698	26.258	1:33.244	281	10	22.719	27.397	18.178	26.798	1:35.092	281
							11	22.923	28.857	18.833	2:02.686	3:13.299	281
33 Sloan FROST (VIC) (16th)							12	29.537	28.402	18.499	26.956	1:43.394 P	
1	31.980	28.795	18.808	27.950	1:47.533 P		13	23.008	27.481	18.187	26.694	1:35.370	278
2	22.903	27.497	18.120	26.406	1:34.926	286							
3	23.323	27.627	18.365	26.771	1:36.086	286							
4	22.880	27.493	18.161	26.868	1:35.402	284	44 Will DAVIDSON (NSW) (21th)	1	33.933	32.141	19.843	28.335	1:54.252 P
5	22.915	33.217	20.654	1:58.448	3:15.234	287	2	24.581	29.052	19.450	28.220	1:41.303	269
6	38.248	28.147	18.586	27.447	1:52.428 P		3	24.324	29.081	19.312	28.085	1:40.802	269
7	22.891	27.556	18.514	26.908	1:35.869	283	4	24.508	29.338	19.432	28.623	1:41.901	266
8	22.934	27.633	18.224	27.038	1:35.829	283	5	24.380	29.073	19.243	1:50.029	3:02.725	262
9	26.841	33.891	18.262	26.868	1:45.862	281	6	31.763	29.378	19.334	28.447	1:48.922 P	
10	24.413	30.321	18.439	26.841	1:40.014	283							
11	22.709	27.482	18.118	26.856	1:35.165	284	46 Mike JONES (QLD) (11th)	1	30.843	28.472	18.585	27.079	1:44.979 P
12	22.687	27.822	18.254	27.023	1:35.786	283	2	23.024	27.187	18.017	26.345	1:34.573	290
							3	22.479	27.145	18.027	26.536	1:34.187	290
36 Murray CLARK (QLD) (20th)							4	22.652	27.184	17.915	27.372	1:35.123	290
1	33.717	30.664	19.667	28.304	1:52.352 P		5	22.604	27.620	17.991	26.345	1:34.560	290
2	24.306	28.881	18.980	27.876	1:40.043	271	6	22.566	27.020	18.179	26.545	1:34.310	290
3	24.013	29.267	18.962	27.720	1:39.962	273	7	23.883	30.922	18.924	1:48.038	3:01.767	288
4	23.955	28.928	18.912	28.126	1:39.921	275	8	33.178	30.752	19.021	26.726	1:49.677 P	
5	24.071	29.006	19.207	27.975	1:40.259	270	9	22.674	27.245	17.937	26.399	1:34.255	288
6	23.863	28.960	18.913	27.885	1:39.621	277	10	22.711	27.109	17.917	26.504	1:34.241	288
7	23.783	28.798	19.091	27.906	1:39.578	276	11	22.507	27.026	18.380	2:21.050	3:28.963	290
8	23.689	28.949	18.821	28.082	1:39.541	276	12	29.318	28.262	18.471	26.797	1:42.848 P	
							13	22.811	27.210	17.994	26.584	1:34.599	286
41 Max CROKER (NSW) (12th)							14	22.522	27.106	17.955	26.526	1:34.109	286
1	27.611	28.206	18.371	26.739	1:40.927 P								
2	22.795	27.380	18.060	26.407	1:34.642	281	47 Wayne MAXWELL (VIC) (7th)	1	32.515	28.668	18.392	26.661	1:46.236 P
3	22.713	27.424	18.062	27.051	1:35.250	281	2	22.654	27.044	17.873	26.214	1:33.785	282
4	22.838	27.421	18.213	26.716	1:35.188	283	3	22.586	27.084	17.859	26.104	1:33.633	283
5	22.831	28.551	25.134	2:42.712	3:59.228	281	4	22.829	30.844	18.614	1:35.782	2:48.069	283
6	31.973	30.697	18.454	27.006	1:48.130 P								
7	22.944	27.555	18.179	26.723	1:35.401	280							

Scott Laing
 Chief Time Keeper - Scott Laing

Clerk of Course - Simon Maas



Computime Race Timing Systems Pty Ltd © 1996
 Licensed to Computime Race Timing Systems
www.computime.com.au

COMPUTIME RACE TIMING SYSTEMS PTY LTD



ASBK.COM.AU f t i y

Official ASBK Test : Phillip Island : February 2 & 3

KAWASAKI SUPERBIKE

Practice 7

Date: 03/02/19
 Event: P27
 Weather: Sunny - Temp: 25.3C
 Track: Dry - Temp: 55.0C

Started at: 13:55:35
 Laps: 25 Min
 Starters: 21
 Printed at: 14:50

SPLIT TIMES

Lap	Split 1	Split 2	Split 3	Split 4	Lap Time	Spd	Lap	Split 1	Split 2	Split 3	Split 4	Lap Time	Spd
5	30.234	30.556	18.006	26.336	1:45.132 P		7	22.480	27.319	18.220	26.226	1:34.245	286
6	22.705	27.035	17.899	26.231	1:33.870	283	8	22.545	27.053	17.867	26.317	1:33.782	284
7	22.567	26.903	17.899	26.156	1:33.525	282	9	22.545	27.244	18.060	26.465	1:34.314	286
8	23.291	29.907	18.831	2:11.192	3:23.221	281	10	22.594	27.242	17.971	26.422	1:34.229	286
9	30.086	28.477	18.439	26.779	1:43.781 P		11	22.645	27.310	18.010	26.393	1:34.358	288
10	22.922	27.393	18.048	26.454	1:34.817	282	12	22.534	27.256	17.942	26.389	1:34.121	284

65 Cru HALLIDAY (NSW) (5th)

1	37.026	29.386	18.193	26.476	1:51.081 P	
2	22.645	28.173	18.882	2:25.373	3:35.073	283
3	35.339	28.721	18.392	26.933	1:49.385 P	
4	22.382	27.028	17.778	26.276	1:33.464	281
5	22.566	27.234	17.759	26.416	1:33.975	281
6	22.424	28.340	17.837	26.349	1:34.950	281
7	22.498	27.165	17.756	26.239	1:33.658	286

168 Glenn SCOTT (NSW) (17th)

1	30.248	29.207	18.579	27.696	1:45.730 P	
2	23.538	28.067	18.236	26.801	1:36.642	277
3	22.982	27.730	18.321	26.793	1:35.826	286
4	23.037	27.868	18.234	26.921	1:36.060	290
5	22.901	27.707	18.200	27.008	1:35.816	286
6	29.687	29.942	18.732	2:10.507	3:28.868	284
7	32.784	33.156	18.461	26.976	1:51.377 P	
8	22.933	27.847	18.267	26.770	1:35.817	290
9	22.827	27.831	18.237	26.858	1:35.753	290
10	22.827	27.724	18.245	26.980	1:35.776	288
11	28.795	29.982	18.944	2:32.868	3:50.589	286
12	30.154	28.124	18.379	26.951	1:43.608 P	
13	22.839	27.720	18.222	26.729	1:35.510	287

67 Bryan STARING (WA) (6th)

1	32.740	29.936	18.818	29.110	1:50.604 P	
2	22.569	26.937	17.933	26.201	1:33.640	293
3	22.531	26.945	17.875	26.174	1:33.525	290
4	22.492	26.990	17.809	26.293	1:33.584	286
5	25.444	33.054	20.057	26.682	1:45.237	236
6	22.798	27.213	17.915	26.274	1:34.200	278

Scott Laing
 Chief Time Keeper - Scott Laing


Clerk of Course - Simon Maas



Computime Race Timing Systems Pty Ltd © 1996
 Licensed to Computime Race Timing Systems

www.computime.com.au

COMPUTIME RACE TIMING SYSTEMS PTY LTD





ASBK.COM.AU f t i y

Official ASBK Test : Phillip Island : February 2 & 3

KAWASAKI SUPERBIKE

Practice 7

Date: 03/02/19
Event: P27
Weather: Sunny - Temp: 25.3C
Track: Dry - Temp: 55.0C



Started at: 13:55:35
Laps: 25 Min
Starters: 21
Printed at: 14:50

FASTEST LAPS SEQUENCE

Race Time	No	Name	Machine	Fastest Lap	On Lap
1:47.343	22	Lachlan EPIS (NSW)	Kawasaki ZX10RR	1:43.675	1
2:11.353	41	Max CROKER (NSW)	Suzuki GSX-R	1:40.927	1
3:23.662	22	Lachlan EPIS (NSW)	Kawasaki ZX10RR	1:36.319	2
3:29.988	29	Ted COLLINS (VIC)	BMW S RR	1:34.760	2
3:30.247	32	Troy BAYLISS (QLD)	Ducati Panigale FE	1:34.092	2
3:30.287	67	Bryan STARING (WA)	Kawasaki ZX10RR	1:33.640	2
4:03.519	25	Daniel FALZON (SA)	Yamaha YZF-R1	1:33.433	2
5:36.813	25	Daniel FALZON (SA)	Yamaha YZF-R1	1:33.294	3
16:47.590	25	Daniel FALZON (SA)	Yamaha YZF-R1	1:33.208	8

Scott Laing
Chief Time Keeper - Scott Laing

.....
Clerk of Course - Simon Maas



Computime Race Timing Systems Pty Ltd © 1996
Licensed to Computime Race Timing Systems

www.computime.com.au

COMPUTIME RACE TIMING SYSTEMS PTY LTD



ASBK.COM.AU f t i y

Official ASBK Test : Phillip Island : February 2 & 3

KAWASAKI SUPERBIKE

Practice 7

Date: 03/02/19
 Event: P27
 Weather: Sunny - Temp: 25.3C
 Track: Dry - Temp: 55.0C


Started at: 13:55:35
 Laps: 25 Min
 Starters: 21
 Printed at: 14:50

BEST PARTIAL TIMES

Pos	Split 1		Split 2		Split 3		Split 4		LAP		Ideal	Fastest
	Name	Time	Name	Time	Name	Time	Name	Time	Name			
1	T. HERFOSS	22.206	D. FALZON	26.875	T. BAYLISS	17.698	W. MAXWELL	26.104	T. BAYLISS	1:33.077	1:33.244	
2	D. FALZON	22.261	T. BAYLISS	26.881	A. WAGNER	17.710	A. WAGNER	26.114	D. FALZON	1:33.138	1:33.208	
3	J. WATERS	22.357	W. MAXWELL	26.903	C. HALLIDAY	17.756	T. BAYLISS	26.127	T. HERFOSS	1:33.195	1:33.611	
4	T. BAYLISS	22.371	B. STARING	26.937	T. HERFOSS	17.770	D. FALZON	26.140	A. WAGNER	1:33.346	1:33.425	
5	C. HALLIDAY	22.382	G. ALLERTON	26.975	J. WATERS	17.797	T. HERFOSS	26.165	B. STARING	1:33.400	1:33.525	
6	G. ALLERTON	22.431	J. WATERS	26.992	M. CHIODO	17.798	B. STARING	26.174	C. HALLIDAY	1:33.405	1:33.464	
7	M. CHIODO	22.470	M. JONES	27.020	B. STARING	17.809	G. ALLERTON	26.195	J. WATERS	1:33.423	1:33.423	
8	M. JONES	22.479	C. HALLIDAY	27.028	G. ALLERTON	17.825	C. HALLIDAY	26.239	G. ALLERTON	1:33.426	1:33.619	
9	B. STARING	22.480	A. WAGNER	27.041	W. MAXWELL	17.859	J. WATERS	26.277	W. MAXWELL	1:33.433	1:33.525	
10	A. WAGNER	22.481	T. HERFOSS	27.054	D. FALZON	17.862	M. JONES	26.345	M. JONES	1:33.759	1:34.109	
11	T. COLLINS	22.556	M. CHIODO	27.176	M. JONES	17.915	T. COLLINS	26.358	M. CHIODO	1:33.851	1:34.000	
12	W. MAXWELL	22.567	A. PHILLIS	27.312	T. COLLINS	18.003	S. FROST	26.406	T. COLLINS	1:34.393	1:34.670	
13	A. PHILLIS	22.664	L. EPIS	27.318	L. EPIS	18.008	M. CHIODO	26.407	M. CROKER	1:34.560	1:34.642	
14	S. FROST	22.687	M. CROKER	27.380	A. PHILLIS	18.041	M. CROKER	26.407	A. PHILLIS	1:34.571	1:34.765	
15	M. CROKER	22.713	T. COLLINS	27.476	M. CROKER	18.060	A. PHILLIS	26.554	L. EPIS	1:34.679	1:34.735	
16	L. EPIS	22.732	S. FROST	27.482	S. FROST	18.118	L. EPIS	26.621	S. FROST	1:34.693	1:34.926	
17	G. SCOTT	22.827	G. SCOTT	27.707	G. SCOTT	18.200	G. SCOTT	26.729	G. SCOTT	1:35.463	1:35.510	
18	P. CZAJ	23.336	P. CZAJ	28.316	P. CZAJ	18.351	P. CZAJ	27.097	P. CZAJ	1:37.100	1:37.335	
19	M. CLARK	23.689	H. GRIFFIN	28.629	M. CLARK	18.821	H. GRIFFIN	27.568	H. GRIFFIN	1:39.024	1:39.054	
20	H. GRIFFIN	23.994	M. CLARK	28.798	H. GRIFFIN	18.833	M. CLARK	27.720	M. CLARK	1:39.028	1:39.541	
21	W. DAVIDSON	24.178	W. DAVIDSON	29.052	W. DAVIDSON	19.243	W. DAVIDSON	28.085	W. DAVIDSON	1:40.558	1:40.802	

Scott Laing
 Chief Time Keeper - Scott Laing

Clerk of Course - Simon Maas



Computime Race Timing Systems Pty Ltd © 1996
 Licensed to Computime Race Timing Systems
www.computime.com.au

COMPUTIME RACE TIMING SYSTEMS PTY LTD